



- Garage door options are for the Delmar Model. Standard size is 8' W x 7' H with Larger doors available at an upcharge.
- Standard Series doors are non-insulated with insulated doors available at an upcharge of \$150
- Standard doors come in white with other colors being available. Inquire within.
- Other door options, configurations, electric openers, and premium series doors available. Inquire within.
- Any door upgrades may take additional Time to come in as they are special order items.

Standard Series



Included \$0



Stretched \$70
(Can be added to any standard series)



4-lite \$170



4-lite Prairie \$330



2-lite \$170



Charleston \$330



Madison Arch \$330



Sunset \$330



Stockton \$330



2-lite Prairie \$330

Electric Door Opener
With remote and keypad
Add \$ 400
* Requires electric supply to operate

Gallery Series * includes insulation



Gallery Series
4 Panel



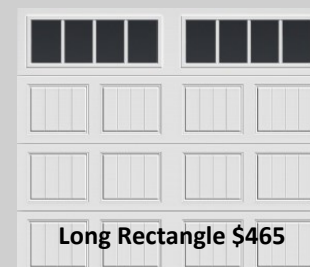
Gallery Series
2 Panel Stretched



Arch 1 \$465




Long Square \$465



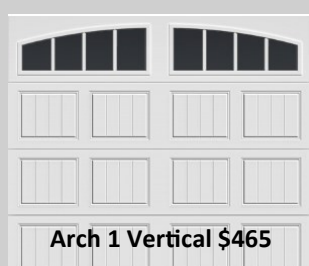
Long Rectangle \$465



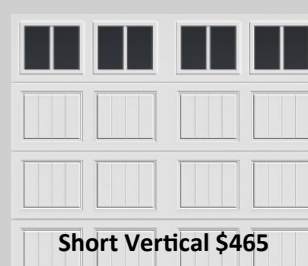
Long Plain \$465



Short Square \$465



Arch 1 Vertical \$465



Short Vertical \$465



Short Plain \$465

Classic Hardware
Available on Gallery Series Doors
Add \$ 80
* Hardware eliminates exterior lock